

# U.S. Long Government/ Credit Strategy

December 2023

ASSET MANAGEMENT | FACT SHEET

Conning's Long Government/Credit strategy is ideal for institutional investors seeking exposure to a diversified portfolio of long duration U.S. investment grade credit and government bonds. The strategy is expected to benefit institutional investors seeking duration and broad market exposures as part of their asset-liability management program.

## Portfolio Management Approach

### Investment Philosophy

We believe that active sector and security selection based on deep fundamental and relative value analysis, combined with disciplined risk management, is the most effective means of achieving excess returns in the fixed income market.

### Investment Process

The investment process is built on three pillars:

1	In-depth fundamental credit research & sector selection
2	Bottom-up relative value-driven security selection
3	Integrated risk management

## Pensions & LDI Solutions Team

**Sean Kurian, FSA, CAIA**  
Head of Institutional Solutions

**Lynn Ryan, CFA**  
LDI Portfolio Management

### Contact Information

**Sean Kurian, FSA, CAIA**  
Head of Institutional Solutions  
+1 646.934.7152  
sean.kurian@conning.com

## Portfolio Summary

	Portfolio	Benchmark
Number of Issues	219	3,384
Maturity (yrs)	22.9	22.7
Credit Quality (S&P)	A+/A	AA-/A+
Yield to Worst (%)	5.0	4.7
Option-Adjusted Spread (bps)	94	60
Option Adjusted Duration (yrs)	14.0	14.3

Prepared by Conning, Inc. Source: Bloomberg Index Services Limited. Used with permission. As of December 31, 2023.

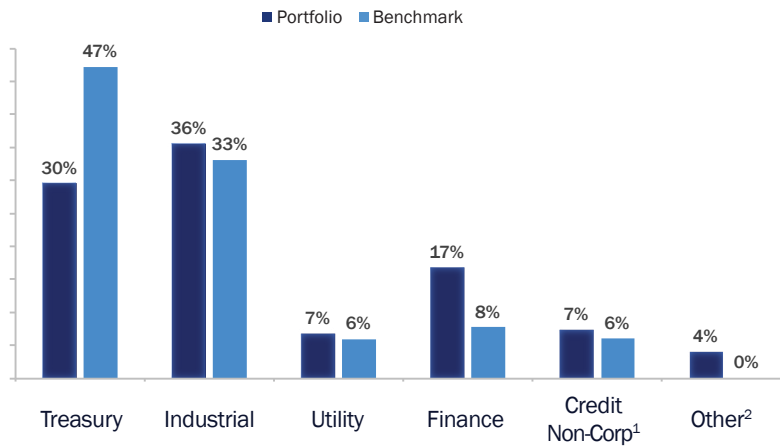
## Strategy Benchmark

Bloomberg U.S. Long  
Government/Credit Index

## Vehicle Type

Separate Account and Collective  
Investment Trust (CIT) Fund

## Sector Allocations



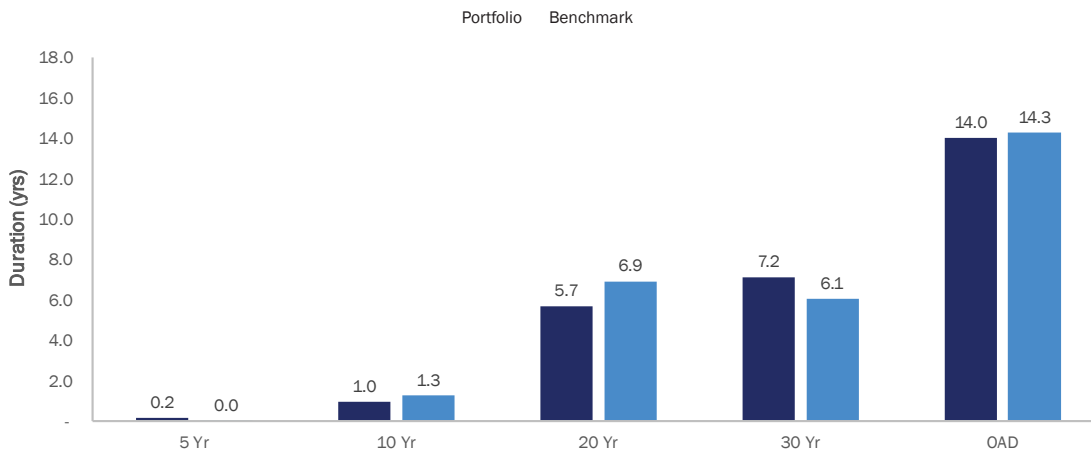
Q2 Overweight/ (Underweight) (%)	(17.7)	2.5	0.8	9.1	1.3	4.0
Q1 Overweight/ (Underweight) (%)	(17.0)	2.1	1.0	9.1	1.2	3.6

Prepared by Conning, Inc. As of December 31, 2023. <sup>1</sup>Includes bonds issued by supranationals, sovereigns, foreign agencies, and foreign and local govts.; <sup>2</sup>Includes mortgage backed securities (MBS) and cash.

## Portfolio Characteristics

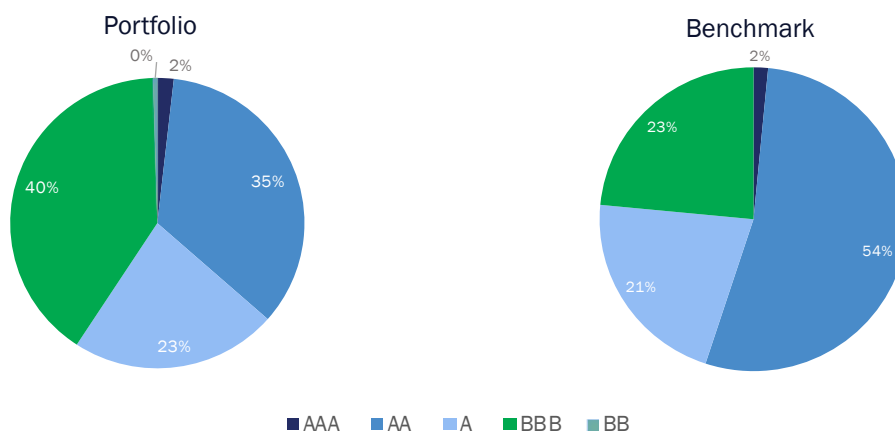
- » All U.S. dollar-denominated securities
- » Low turnover: Expected to be less than 30% per annum
- » Duration range relative to benchmark: +/-10%
- » Maximum 10% non-benchmark securities
- » Maximum 5% sub-investment grade securities

## Exposure by Key Rate Durations (KRDs)



Prepared by Conning, Inc. As of December 31, 2023.

## Quality Distribution



Prepared by Conning, Inc. As of December 31, 2023.

## Performance<sup>+</sup>



Prepared by Conning, Inc. Source: ©2024 Bloomberg Index Services Limited. Used with permission. As of December 31, 2023.

Benchmark: Bloomberg U.S. Long Government Credit Index

Returns for periods greater than 1 year have been annualized.

<sup>1</sup>Inception date: 4/1/2017.

<sup>2</sup> Gross returns are presented before investment advisory fees and after trading expenses. Net returns for segregated accounts are reduced by trading expenses and actual investment advisory fees incurred in the management of the account. Net returns for the collective investment trust are reduced by trading expenses, investment advisory fees, and operating expenses. Total expense ratio for collective investment trust is .33%.

<sup>+</sup>Past performance is not a guarantee of future results.

## The Trustee

This is a bank-sponsored collective investment trust and not a mutual fund. Global Trust Company, a Maine Chartered Non-depository Trust Bank, is the Trustee and maintains and manages the Conning LDI Solutions Collective Investment Trust and Conning, Inc. is the underlying investment manager. The Fund is not FDIC insured or registered as a mutual fund with the Securities and Exchange Commission. Interests in the Trust are offered by the Trustee only to certain qualified employee benefit plans and governmental plans pursuant to a confidential offering memorandum. Neither Conning, Inc. nor the Trustee, has any obligation to update this summary. This summary has not been approved by the Securities and Exchange Commission or any other federal or state regulatory agency or foreign securities commission. For further information, qualified plan participants should consult their plan sponsors.

## Principal CIT Risks

Among the principal risks of investing in the CIT are:

**Interest Rate Risk:** The value of your investment may also go down when interest rates rise. A rise in rates tends to have a greater impact on the prices of longer term or duration securities.

**Credit Risk:** The risk that an issuer of securities will be unable to pay principal and interest when due, or that the value of the security will suffer because investors believe the issuer is less able to pay.

**Prepayment and/or Extension Risk:** Many fixed income securities, including lower-rated securities and especially those issued at high interest rates and with longer maturities, provide that the issuer may repay them early. Issuers often exercise this right when prevailing interest rates are lower than the interest rate of the security. Accordingly, holders of callable securities may not benefit fully from the increase in value that other fixed income securities experience when rates decline. The CIT may also lose any premium it paid on the security and most likely would have to reinvest the proceeds of the payoff at current yields, which would be lower than those paid by the security that was paid off. If interest rates rise, repayments of fixed income securities may occur more slowly than anticipated by the market. This may drive the prices of these securities down because their interest rates are lower than the current interest rate and they remain outstanding longer.

The Risk of Loss trading commodities or futures can be substantial. Commodity and futures trading has large potential risks, in addition to any potential rewards. You must be aware of the risks and be willing to accept them in order to invest in the futures or commodities markets. Past performance of any trading system or methodology is not indicative of future results. This brief

statement cannot, of course, disclose all the risks and other aspects of the commodity or futures markets. A more complete description of the principal risks of investing in the CIT can be found in the CIT's Investment Policy Statement, which is available upon request by calling Conning, Inc. at 1-860-299-2003. Date of first use: February 2017.

## About Conning

Conning ([www.conning.com](http://www.conning.com)) is a leading investment management firm with a long history of serving the insurance industry. Conning supports institutional investors, including insurers and pension plans, with investment solutions, risk modeling software, and industry research. Founded in 1912, Conning has investment centers in Asia, Europe and North America.

## Organization

Conning, Inc., Goodwin Capital Advisers, Inc., Conning Investment Products, Inc., a FINRA-registered broker-dealer, Conning Asset Management Limited, Conning Asia Pacific Limited, Octagon Credit Investors, LLC, Global Evolution Holding ApS and its group of companies ("Global Evolution"), and Pearlmark Real Estate, L.L.C. are all direct or indirect subsidiaries of Conning Holdings Limited (collectively, "Conning") which is one of the family of companies owned by Cathay Financial Holding Co., Ltd., a Taiwan-based company. Conning has investment centers in Asia, Europe and North America.

Conning, Inc., Conning Investment Products, Inc., Goodwin Capital Advisers, Inc., Octagon Credit Investors, LLC, Global Evolution USA, LLC, and PREP Investment Advisers, L.L.C. are registered with the Securities and Exchange Commission ("SEC") under the Investment Advisers Act of 1940 and have noticed other jurisdictions they are conducting securities advisory business when required by law. In any other jurisdictions where they have not provided notice and are not exempt or excluded from those laws, they cannot transact business as an investment adviser and may not be able to respond to individual inquiries if the response could potentially lead to a transaction in securities. SEC registration does not carry any official endorsement or indication that the adviser has attained a level of skill or ability.

Conning, Inc. is also registered with the National Futures Association. Conning Investment Products, Inc. is also registered with the Ontario Securities Commission. Conning Asset Management Limited is Authorized and regulated by the United Kingdom's Financial Conduct Authority (FCA#189316), Conning Asia Pacific Limited is regulated by Hong Kong's Securities and Futures Commission for Types 1, 4 and 9 regulated activities, Global Evolution Fondsmæglerselskab A/S is regulated by Finanstilsynet (the Danish FSA) (FSA #8193), Global Evolution Fondsmæglerselskab A/S (London Branch) is regulated by the United Kingdom's Financial Conduct Authority (FCA# 479582) and Global Evolution Manco S.A. is regulated by The Commission de Surveillance du Secteur Financier (the Luxembourg FSA) (CSSF# S00001031). Conning primarily provides asset management services for third-party assets.

All investment performance information included in this document is historical. Past performance is not a guarantee of future results. Any tax-related information contained in this document is for informational purposes only and should not be considered tax advice. You should consult a tax professional with any questions.

For complete details regarding Conning and its services in the U.S., you should refer to our Form ADV Part 2, which may be obtained by calling us.

## Legal Disclaimer

©2024 Conning, Inc. This document and the software described within are copyrighted with all rights reserved. No part of this document may be distributed, reproduced, transcribed, transmitted, stored in an electronic retrieval system, or translated into any language in any form by any means without the prior written permission of Conning. Conning does not make any warranties, express or implied, in this document. In no event shall Conning be liable for damages of any kind arising out of the use of this document or the information contained within it. This document is not intended to be complete, and we do not guarantee its accuracy. Any opinion expressed in this document is subject to change at any time without notice.

This document contains information that is confidential or proprietary to Conning (or their direct or indirect subsidiaries). By accepting this document you agree that: (1) if there is any pre-existing contract containing disclosure and use restrictions between your company and Conning, you and your company will use the information in this document in reliance on and subject to the terms of any such pre-existing contract; or (2) if there is no contractual relationship between you and your company and Conning, you and your company agree to protect the information in this document and not to reproduce, disclose or use the information in any way, except as may be required by law. ®

ADVISE ®, FIRM ®, GEMS ®, CONNING CLIMATE RISK ANALYZER ® and CONNING ALLOCATION OPTIMIZER ® are registered trademarks of Conning, Inc. in the U.S. Copyright 1990-2024 Conning, Inc. All rights reserved. ADVISE ®, FIRM ®, GEMS ®, CONNING CLIMATE RISK ANALYZER ® and CONNING ALLOCATION OPTIMIZER ® are proprietary software published and owned by Conning, Inc.

*This document is for informational purposes only and should not be interpreted as an offer to sell, or a solicitation or recommendation of an offer to buy any security, product or service, or retain Conning for investment advisory services. The information in this document is not intended to be nor should it be used as investment advice.*

## Additional Source Information:

Bloomberg Index Services Limited. Used with permission. Bloomberg is a trademark of Bloomberg Finance L.P. and its affiliates (collectively "Bloomberg"). Bloomberg does not approve this material, guaranty the accuracy of any information herein, or make any warranty as to the results to be obtained therefrom, and shall not have any liability for injury or damages arising in connection therewith.

Performance returns reflect the reinvestment of income and other earnings.

C: 13250184J